

# FRONIUS SYMO

/ Maximum flexibility for the applications of tomorrow.



/ PC board replacement process



/ Mounting system



/ WLAN interface



/ Open data communication



/ Smart Grid Ready



/ Boasting power categories ranging from 3.0 to 20.0 kW, the transformerless Fronius Symo is the three-phase inverter for systems of every size. The high system voltage, wide input voltage range and two MPP trackers ensure maximum flexibility in system design. The standard interface to the internet via WLAN or Ethernet and the ease of integration of third-party components make the Fronius Symo one of the most communicative inverters on the market.

## TECHNICAL DATA FRONIUS SYMO (3.0-3-S, 3.7-3-S, 4.5-3-S, 3.0-3-M, 3.7-3-M, 4.5-3-M)

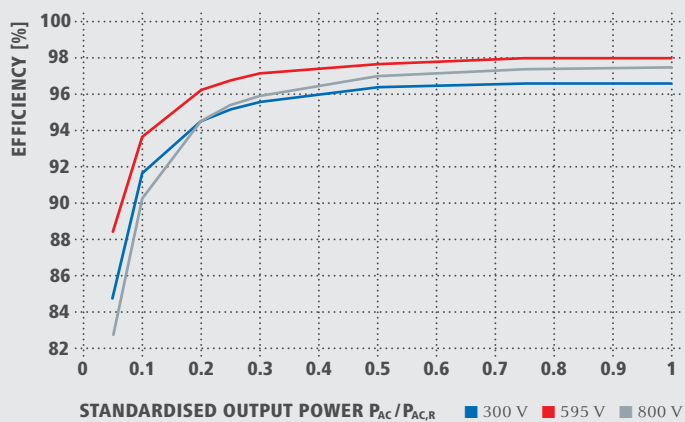
INPUT DATA	SYMO 3.0-3-S	SYMO 3.7-3-S	SYMO 4.5-3-S	SYMO 3.0-3-M	SYMO 3.7-3-M	SYMO 4.5-3-M
Max. input current ( $I_{dc\ max\ 1} / I_{dc\ max\ 2}^{1)}$				16.0 A / 16.0 A		
Max. array short circuit current (MPP1/MPP2 <sup>2)</sup> )				24.0 A / 24.0 A		
Min. input voltage ( $U_{dc\ min}$ )				150 V		
Feed-in start voltage ( $U_{dc\ start}$ )				200 V		
Nominal input voltage ( $U_{dc,r}$ )				595 V		
Max. input voltage ( $U_{dc\ max}$ )				1,000 V		
MPP voltage range ( $U_{mpp\ min} - U_{mpp\ max}$ )	200 - 800 V	250 - 800 V	300 - 800 V		150 - 800 V	
Number MPP trackers		1			2	
Number of DC connections		3			2+2	
OUTPUT DATA	SYMO 3.0-3-S	SYMO 3.7-3-S	SYMO 4.5-3-S	SYMO 3.0-3-M	SYMO 3.7-3-M	SYMO 4.5-3-M
AC nominal output ( $P_{ac,r}$ )	3,000 W	3,700 W	4,500 W	3,000 W	3,700 W	4,500 W
Max. output power	3,000 VA	3,700 VA	4,500 VA	3,000 VA	3,700 VA	4,500 VA
Max. output current ( $I_{ac\ max}$ )		9.0 A			13.5 A	
Grid connection ( $U_{ac,r}$ )				3-NPE 400 V / 230 V or 3-NPE 380 V / 220 V		
Min. output voltage ( $U_{ac\ min}$ )				260 / 150 V		
Max. output voltage ( $U_{ac\ max}$ )				485 / 280 V		
Frequency ( $f_r$ )				50 Hz / 60 Hz		
Frequency range ( $f_{min} - f_{max}$ )				45 - 65 Hz		
Total harmonic distortion				< 3 %		
Power factor ( $\cos\ \varphi_{ac,r}$ )		0.70 - 1 ind. / cap.			0.85 - 1 ind. / cap.	
GENERAL DATA	SYMO 3.0-3-S	SYMO 3.7-3-S	SYMO 4.5-3-S	SYMO 3.0-3-M	SYMO 3.7-3-M	SYMO 4.5-3-M
Dimensions (height x width x depth)				645 x 431 x 204 mm		
Weight		16.0 kg			19.9 kg	
Degree of protection				IP 55		
Protection class				1		
Overvoltage category (DC / AC) <sup>2)</sup>				2 / 3		
Night time consumption				< 1 W		
Inverter design				Transformerless		
Cooling				Regulated air cooling		
Installation				Indoor and outdoor installation		
Ambient temperature range				-25 - +60 °C		
Permitted humidity				0 - 100 %		
DC connection technology	3x DC+ and 3x DC- screw terminals 2.5 - 16 mm <sup>2</sup>			4x DC+ and 4x DC- screw terminals 2.5 - 16mm <sup>2</sup> <sup>3)</sup>		
Mains connection technology	5-pole AC screw terminals 2.5 - 16 mm <sup>2</sup>			5-pole AC screw terminals 2.5 - 16mm <sup>2</sup> <sup>3)</sup>		
Certificates and compliance with standards	DIN V VDE 0126-1-1/A1, VDE AR N 4105, IEC 62109-1/-2, IEC 62116, IEC 61727, AS 3100, AS 4777-2, AS 4777-3, CER 06-190, G83/2, UNE 206007-1, SI 4777 <sup>1)</sup> , CEI 0-21 <sup>1)</sup>					

<sup>1)</sup> This applies to Fronius Symo 3.0-3-M, 3.7-3-M and 4.5-3-M

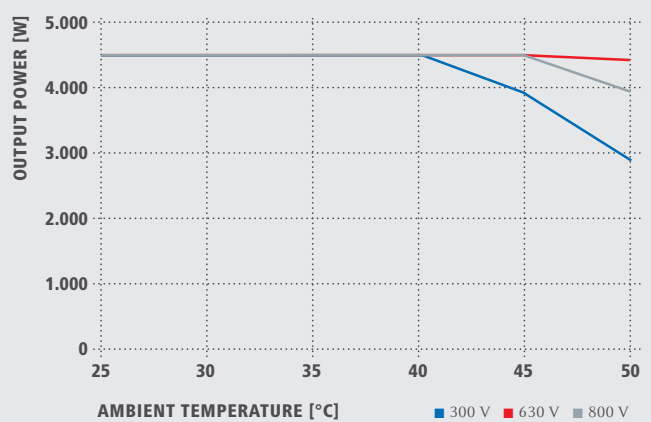
<sup>2)</sup> according to IEC 62109-1.

<sup>3)</sup> 16 mm<sup>2</sup> without wire end ferrules. Further information regarding the availability of the inverters in your country can be found at [www.fronius.com](http://www.fronius.com).

### FRONIUS SYMO 4.5-3-S EFFICIENCY CURVE



### FRONIUS SYMO 4.5-3-S TEMPERATURE DERATING



### TECHNICAL DATA FRONIUS SYMO (3.0-3-S, 3.7-3-S, 4.5-3-S, 3.0-3-M, 3.7-3-M, 4.5-3-M)

EFFICIENCY	SYMO 3.0-3-S	SYMO 3.7-3-S	SYMO 4.5-3-S	SYMO 3.0-3-M	SYMO 3.7-3-M	SYMO 4.5-3-M
Max. efficiency	98.0 %					
European efficiency ( $\eta_{EU}$ )	96.2 %	96.7 %	97.0 %	96.5 %	96.9 %	97.2 %
$\eta$ at 5 % $P_{AC,r}$ <sup>1)</sup>	80.3 / 83.6 / 79.1 %	83.4 / 86.4 / 80.6 %	84.8 / 88.5 / 82.8 %	79.8 / 85.1 / 80.8 %	81.6 / 87.8 / 82.8 %	83.4 / 90.3 / 85.0 %
$\eta$ at 10 % $P_{AC,r}$ <sup>1)</sup>	87.8 / 91.0 / 86.2 %	90.1 / 92.5 / 88.7 %	91.7 / 93.7 / 90.3 %	86.5 / 91.6 / 87.7 %	87.9 / 93.6 / 90.5 %	89.2 / 94.1 / 91.2 %
$\eta$ at 20 % $P_{AC,r}$ <sup>1)</sup>	92.6 / 95.0 / 92.6 %	93.7 / 95.7 / 93.6 %	94.6 / 96.3 / 94.5 %	90.8 / 95.3 / 93.0 %	91.9 / 96.0 / 94.1 %	92.8 / 96.5 / 95.1 %
$\eta$ at 25 % $P_{AC,r}$ <sup>1)</sup>	93.4 / 95.6 / 93.8 %	94.5 / 96.4 / 94.7 %	95.2 / 96.8 / 95.4 %	91.9 / 96.0 / 94.2 %	92.9 / 96.6 / 95.2 %	93.5 / 97.0 / 95.8 %
$\eta$ at 30 % $P_{AC,r}$ <sup>1)</sup>	94.0 / 96.3 / 94.5 %	95.0 / 96.7 / 95.4 %	95.6 / 97.2 / 95.9 %	92.8 / 96.5 / 95.1 %	93.5 / 97.0 / 95.8 %	94.2 / 97.3 / 96.3 %
$\eta$ at 50 % $P_{AC,r}$ <sup>1)</sup>	95.2 / 97.3 / 96.3 %	96.9 / 97.6 / 96.7 %	96.4 / 97.7 / 97.0 %	94.3 / 97.5 / 96.5 %	94.6 / 97.7 / 96.8 %	94.9 / 97.8 / 97.2 %
$\eta$ at 75 % $P_{AC,r}$ <sup>1)</sup>	95.6 / 97.7 / 97.0 %	96.2 / 97.8 / 97.3 %	96.6 / 98.0 / 97.4 %	94.9 / 97.8 / 97.2 %	95.0 / 97.9 / 97.4 %	95.1 / 98.0 / 97.5 %
$\eta$ at 100 % $P_{AC,r}$ <sup>1)</sup>	95.6 / 97.9 / 97.3 %	96.2 / 98.0 / 97.5 %	96.6 / 98.0 / 97.5 %	95.0 / 98.0 / 97.4 %	95.1 / 98.0 / 97.5 %	95.0 / 98.0 / 97.6 %
MPP adaptation efficiency	> 99.9 %					

<sup>1)</sup> and at  $U_{mpp\ min} / U_{dcr} / U_{mpp\ max}$

PROTECTIVE DEVICES	SYMO 3.0-3-S	SYMO 3.7-3-S	SYMO 4.5-3-S	SYMO 3.0-3-M	SYMO 3.7-3-M	SYMO 4.5-3-M
DC insulation measurement	Yes					
Overload behaviour	Operating point shift, power limitation					
DC disconnecter	Yes					

INTERFACES	SYMO 3.0-3-S	SYMO 3.7-3-S	SYMO 4.5-3-S	SYMO 3.0-3-M	SYMO 3.7-3-M	SYMO 4.5-3-M
WLAN / Ethernet LAN	Fronius Solar.web / Fronius Solar.web, Modbus TCP, JSON					
6 inputs or 4 digital in/out	Interface to ripple control receiver					
USB (A socket) <sup>2)</sup>	For USB sticks					
2x RS422 (RJ45 socket) <sup>2)</sup>	Fronius Solar Net. interface protocol					
Signalling output <sup>2)</sup>	Energy management (potential-free relay output)					
Datalogger and Webserver	Included					
External input	SO-Meter Interface / Input for overvoltage protection					

<sup>2)</sup> also available in the light version

## TECHNICAL DATA FRONIUS SYMO (5.0-3-M, 6.0-3-M, 7.0-3-M, 8.2-3-M)

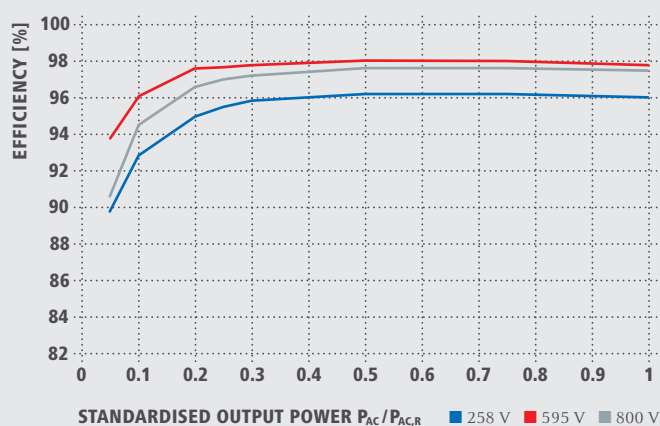
INPUT DATA	SYMO 5.0-3-M	SYMO 6.0-3-M	SYMO 7.0-3-M	SYMO 8.2-3-M
Max. input current ( $I_{dc \max 1} / I_{dc \max 2}$ )	16.0 A / 16.0 A			
Max. array short circuit current (MPP <sub>1</sub> /MPP <sub>2</sub> )	24.0 A / 24.0 A			
Min. input voltage ( $U_{dc \min}$ )	150 V			
Feed-in start voltage ( $U_{dc \text{ start}}$ )	200 V			
Nominal input voltage ( $U_{dc \text{ r}}$ )	595 V			
Max. input voltage ( $U_{dc \max}$ )	1,000 V			
MPP voltage range ( $U_{mpp \min} - U_{mpp \max}$ )	163 – 800 V	195 - 800 V	228 – 800 V	267 – 800 V
Number MPP trackers	2			
Number of DC connections	2 + 2			
OUTPUT DATA	SYMO 5.0-3-M	SYMO 6.0-3-M	SYMO 7.0-3-M	SYMO 8.2-3-M
AC nominal output ( $P_{ac \text{ r}}$ )	5,000 W	6,000 W	7,000 W	8,200 W
Max. output power	5,000 VA	6,000 VA	7,000 VA	8,200 VA
Max. output current ( $I_{ac \max}$ )	13.5 A			
Grid connection ( $U_{ac \text{ r}}$ )	3-NPE 400 V / 230 V or 3-NPE 380 V / 220 V			
Min. output voltage ( $U_{ac \min}$ )	260 / 150 V			
Max. output voltage ( $U_{ac \max}$ )	485 / 280 V			
Frequency ( $f_r$ )	50 Hz / 60 Hz			
Frequency range ( $f_{\min} - f_{\max}$ )	45 - 65 Hz			
Total harmonic distortion	< 3 %			
Power factor ( $\cos \varphi_{ac \text{ r}}$ )	0.85 - 1 ind. / cap.			
GENERAL DATA	SYMO 5.0-3-M	SYMO 6.0-3-M	SYMO 7.0-3-M	SYMO 8.2-3-M
Dimensions (height x width x depth)	645 x 431 x 204 mm			
Weight	19.9 kg			21.9 kg
Degree of protection	IP 55			
Protection class	1			
Overvoltage category (DC / AC) <sup>1)</sup>	2 / 3			
Night time consumption	< 1 W			
Inverter design	Transformerless			
Cooling	Regulated air cooling			
Installation	Indoor and outdoor installation			
Ambient temperature range	-25 - +60 °C			
Permitted humidity	0 - 100 %			
DC connection technology	4x DC+ and 4x DC- Screw terminals 2.5 - 16mm <sup>2 2)</sup>			
Mains connection technology	5-pole AC Screw terminals 2.5 - 16mm <sup>2 2)</sup>			
Certificates and compliance with standards	DIN V VDE 0126-1-1/A1, VDE AR N 4105, IEC 62109-1/-2, IEC 62116, IEC 61727, AS 3100, AS 4777-2, AS 4777-3, CER 06-190, G83/2, UNE 206007-1, SI 4777, CEI 0-21			

<sup>1)</sup> according to IEC 62109-1.

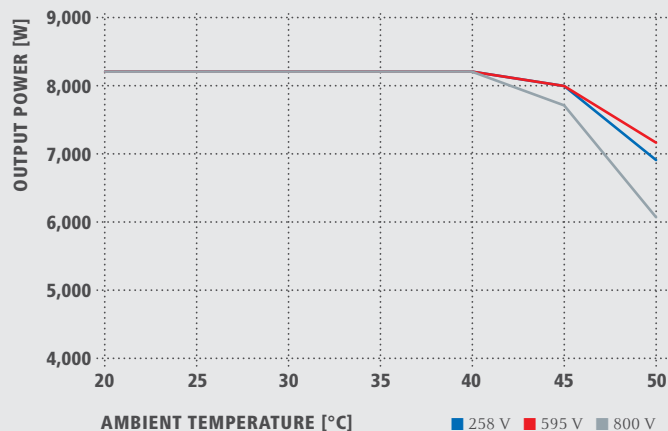
<sup>2)</sup> 16 mm<sup>2</sup> without wire end ferrules

Further information regarding the availability of the inverters in your country can be found at [www.fronius.com](http://www.fronius.com).

### FRONIUS SYMO 8.2-3-M EFFICIENCY CURVE



### FRONIUS SYMO 8.2-3-M TEMPERATURE DERATING



### TECHNICAL DATA FRONIUS SYMO (5.0-3-M, 6.0-3-M, 7.0-3-M, 8.2-3-M)

EFFICIENCY	SYMO 5.0-3-M	SYMO 6.0-3-M	SYMO 7.0-3-M	SYMO 8.2-3-M
Max. efficiency	98.0 %			
European efficiency ( $\eta_{EU}$ )	97.0 %	97.2 %	97.3 %	97.5 %
$\eta$ at 5 % $P_{AC,r}$ <sup>1)</sup>	84.9 / 91.2 / 85.9 %	87.8 / 92.6 / 87.8 %	88.7 / 93.1 / 89.0 %	89.8 / 93.8 / 90.6 %
$\eta$ at 10 % $P_{AC,r}$ <sup>1)</sup>	89.9 / 94.6 / 91.7 %	91.3 / 95.6 / 93.0 %	92.0 / 95.9 / 94.7 %	92.8 / 96.1 / 94.5 %
$\eta$ at 20 % $P_{AC,r}$ <sup>1)</sup>	93.2 / 96.7 / 95.4 %	94.1 / 97.1 / 95.9 %	94.5 / 97.3 / 96.3 %	95.0 / 97.6 / 96.6 %
$\eta$ at 25 % $P_{AC,r}$ <sup>1)</sup>	93.9 / 97.2 / 96.0 %	94.7 / 97.5 / 96.5 %	95.1 / 97.6 / 96.7 %	95.5 / 97.7 / 97.0 %
$\eta$ at 30 % $P_{AC,r}$ <sup>1)</sup>	94.5 / 97.4 / 96.5 %	95.1 / 97.7 / 96.8 %	95.4 / 97.7 / 97.0 %	95.8 / 97.8 / 97.2 %
$\eta$ at 50 % $P_{AC,r}$ <sup>1)</sup>	95.2 / 97.9 / 97.3 %	95.7 / 98.0 / 97.5 %	95.9 / 98.0 / 97.5 %	96.2 / 98.0 / 97.6 %
$\eta$ at 75 % $P_{AC,r}$ <sup>1)</sup>	95.3 / 98.0 / 97.5 %	95.7 / 98.0 / 97.6 %	95.9 / 98.0 / 97.6 %	96.2 / 98.0 / 97.6 %
$\eta$ at 100 % $P_{AC,r}$ <sup>1)</sup>	95.2 / 98.0 / 97.6 %	95.7 / 97.9 / 97.6 %	95.8 / 97.9 / 97.5 %	96.0 / 97.8 / 97.5 %
MPP adaptation efficiency	> 99.9 %			

<sup>1)</sup> and at  $U_{mpp, min} / U_{dc,r} / U_{mpp, max}$

PROTECTIVE DEVICES	SYMO 5.0-3-M	SYMO 6.0-3-M	SYMO 7.0-3-M	SYMO 8.2-3-M
DC insulation measurement	Yes			
Overload behaviour	Operating point shift, power limitation			
DC disconnecter	Yes			

INTERFACES	SYMO 5.0-3-M	SYMO 6.0-3-M	SYMO 7.0-3-M	SYMO 8.2-3-M
WLAN / Ethernet LAN	Fronius Solar.web / Fronius Solar.web, Modbus TCP, JSON			
6 inputs or 4 digital in/out	Interface to ripple control receiver			
USB (A socket) <sup>2)</sup>	For USB-Sticks			
2x RS422 (RJ45 socket) <sup>2)</sup>	Fronius Solar Net, Interface Protokoll			
Signalling output <sup>2)</sup>	Energy management (potential-free relay output)			
Datalogger and Webservice	Included			
External input	S0-Meter Interface / Input for overvoltage protection			

<sup>2)</sup> also available in the light version

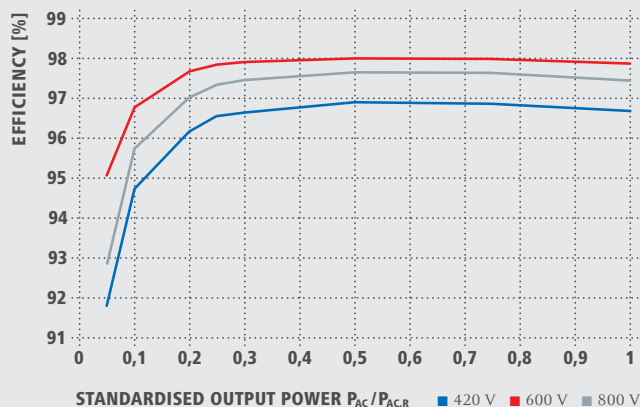
## TECHNICAL DATA FRONIUS SYMO (10.0-3-M, 12.5-3-M, 15.0-3-M, 17.5-3-M, 20.0-3-M)

INPUT DATA	SYMO 10.0-3-M	SYMO 12.5-3-M	SYMO 15.0-3-M	SYMO 17.5-3-M	SYMO 20.0-3-M
Max. input current ( $I_{dc\ max\ 1} / I_{dc\ max\ 2}$ )	27.0 A / 16.5 A		33.0 A / 27.0 A		
Max. array short circuit current (MPP <sub>1</sub> /MPP <sub>2</sub> )	40.5 A / 24.8 A		49.5 A / 40.5 A		
Min. input voltage ( $U_{dc\ min}$ )			200 V		
Feed-in start voltage ( $U_{dc\ start}$ )			200 V		
Nominal input voltage ( $U_{dc,r}$ )			600 V		
Max. input voltage ( $U_{dc,max}$ )			1,000 V		
MPP voltage range ( $U_{mpp\ min} - U_{mpp\ max}$ )	270 - 800 V	320 - 800 V		370 - 800 V	420 - 800 V
Number MPP trackers	2				
Number of DC connections	3+3				
OUTPUT DATA	SYMO 10.0-3-M	SYMO 12.5-3-M	SYMO 15.0-3-M	SYMO 17.5-3-M	SYMO 20.0-3-M
AC nominal output ( $P_{ac,r}$ )	10,000 W	12,500 W	15,000 W	17,500 W	20,000 W
Max. output power	10,000 VA	12,500 VA	15,000 VA	17,500 VA	20,000 VA
Max. output current ( $I_{ac\ max}$ )	20 A		32 A		
Grid connection ( $U_{ac,r}$ )	3-NPE 400 V / 230 V or 3-NPE 380 V / 220 V				
Min. output voltage ( $U_{ac\ min}$ )	260 / 150 V				
Max. output voltage ( $U_{ac,max}$ )	485 / 280 V				
Frequency ( $f_r$ )	50 Hz / 60 Hz				
Frequency range ( $f_{min} - f_{max}$ )	45 - 65 Hz				
Total harmonic distortion	< 2 %				
Power factor ( $\cos \varphi_{ac,r}$ )	0 - 1 ind. / cap.				
GENERAL DATA	SYMO 10.0-3-M	SYMO 12.5-3-M	SYMO 15.0-3-M	SYMO 17.5-3-M	SYMO 20.0-3-M
Dimensions (height x width x depth)	725 x 510 x 225 mm				
Weight	34.8 kg		43.4 kg		
Degree of protection	IP 66				
Protection class	1				
Overvoltage category (DC / AC) <sup>1)</sup>	2 / 3				
Night time consumption	< 1 W				
Inverter design	Transformerless				
Cooling	Regulated air cooling				
Installation	Indoor and outdoor installation				
Ambient temperature range	-25 - +60 °C				
Permitted humidity	0 - 100 %				
DC connection technology	6x DC+ and 6x DC- screw terminals 2.5 - 16 mm <sup>2</sup>				
Mains connection technology	5-pole AC screw terminals 2.5 - 16 mm <sup>2</sup>				
Certificates and compliance with standards	DIN V VDE 0126-1-1/A1, VDE AR N 4105, IEC 62109-1/-2, IEC 62116, IEC 61727, AS 3100, AS 4777-2, AS 4777-3, CER 06-190, G83/2, G59/3, UNE 206007-1, SI 4777, CEI 0-16, CEI 0-21				

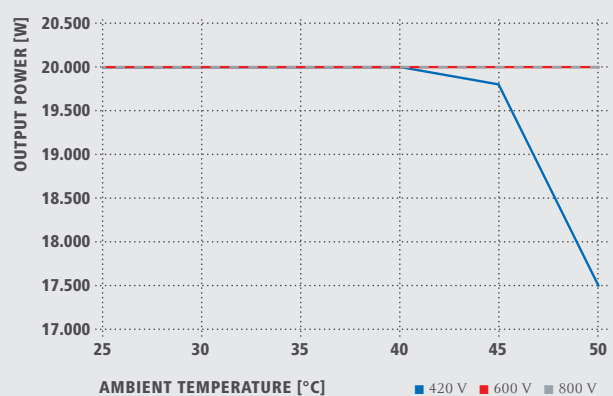
<sup>1)</sup> according to IEC 62109-1. DIN rail for optional overvoltage protection (type 2) is included.

Further information regarding the availability of the inverters in your country can be found at [www.fronius.com](http://www.fronius.com).

## FRONIUS SYMO 20.0-3-M EFFICIENCY CURVE



## FRONIUS SYMO 20.0-3-M TEMPERATURE DERATING



## TECHNICAL DATA FRONIUS SYMO (10.0-3-M, 12.5-3-M, 15.0-3-M, 17.5-3-M, 20.0-3-M)

EFFICIENCY	SYMO 10.0-3-M	SYMO 12.5-3-M	SYMO 15.0-3-M	SYMO 17.5-3-M	SYMO 20.0-3-M
Max. efficiency	98.0 %				
European efficiency ( $\eta_{EU}$ )	97.5 %	97.6 %	97.8 %	97.8 %	97.9 %
$\eta$ at 5 % $P_{AC,R}$ <sup>2)</sup>	87.9 / 92.5 / 89.2 %	88.7 / 93.1 / 90.1 %	91.2 / 94.8 / 92.3 %	91.6 / 95.0 / 92.7 %	91.9 / 95.2 / 93.0 %
$\eta$ at 10 % $P_{AC,R}$ <sup>2)</sup>	91.2 / 94.9 / 92.8 %	92.9 / 96.1 / 94.6 %	93.4 / 96.0 / 94.4 %	94.0 / 96.4 / 95.0 %	94.8 / 96.9 / 95.8 %
$\eta$ at 20 % $P_{AC,R}$ <sup>2)</sup>	94.6 / 97.1 / 96.1 %	95.4 / 97.3 / 96.6 %	95.9 / 97.4 / 96.7 %	96.1 / 97.6 / 96.9 %	96.3 / 97.8 / 97.1 %
$\eta$ at 25 % $P_{AC,R}$ <sup>2)</sup>	95.4 / 97.3 / 96.6 %	95.6 / 97.6 / 97.0 %	96.2 / 97.6 / 97.0 %	96.4 / 97.8 / 97.2 %	96.7 / 97.9 / 97.4 %
$\eta$ at 30 % $P_{AC,R}$ <sup>2)</sup>	95.6 / 97.5 / 96.9 %	95.9 / 97.7 / 97.2 %	96.5 / 97.8 / 97.3 %	96.6 / 97.9 / 97.4 %	96.8 / 98.0 / 97.6 %
$\eta$ at 50 % $P_{AC,R}$ <sup>2)</sup>	96.3 / 97.9 / 97.4 %	96.4 / 98.0 / 97.5 %	96.9 / 98.1 / 97.7 %	97.0 / 98.1 / 97.7 %	97.0 / 98.1 / 97.8 %
$\eta$ at 75 % $P_{AC,R}$ <sup>2)</sup>	96.5 / 98.0 / 97.6 %	96.5 / 98.0 / 97.6 %	97.0 / 98.1 / 97.8 %	97.0 / 98.1 / 97.8 %	97.0 / 98.1 / 97.7 %
$\eta$ at 100 % $P_{AC,R}$ <sup>2)</sup>	96.5 / 98.0 / 97.6 %	96.5 / 97.8 / 97.6 %	97.0 / 98.1 / 97.7 %	96.9 / 98.1 / 97.6 %	96.8 / 98.0 / 97.6 %
MPP adaptation efficiency	> 99.9 %				
PROTECTIVE DEVICES	SYMO 10.0-3-M	SYMO 12.5-3-M	SYMO 15.0-3-M	SYMO 17.5-3-M	SYMO 20.0-3-M
DC insulation measurement	Yes				
Overload behaviour	Operating point shift, power limitation				
DC disconnecter	Yes				
INTERFACES	SYMO 10.0-3-M	SYMO 12.5-3-M	SYMO 15.0-3-M	SYMO 17.5-3-M	SYMO 20.0-3-M
WLAN / Ethernet LAN	Fronius Solar.web / Fronius Solar.web, Modbus TCP, JSON				
6 inputs or 4 digital inputs/outputs	Interface to ripple control receiver				
USB (A socket <sup>3)</sup> )	For USB-Sticks				
2x RS422 (RJ45-socket <sup>3)</sup> )	Fronius Solar Net, interface protocol				
Signalling output <sup>3)</sup>	Energy management (potential-free relay output)				
Datalogger und Webserver	Included				
External input	S0-Meter Interface / Input for overvoltage protection				

<sup>2)</sup> and at  $U_{mpp\ min} / U_{dcr} / U_{mpp\ max}$  <sup>3)</sup> also available in the light version

/ Perfect Welding / Solar Energy / Perfect Charging

### WE HAVE THREE DIVISIONS AND ONE PASSION: SHIFTING THE LIMITS OF POSSIBILITY.

/ Whether welding technology, photovoltaics or battery charging technology – our goal is clearly defined: to be the innovation leader. With around 3,000 employees worldwide, we shift the limits of what's possible - our more than 850 active patents are testimony to this. While others progress step by step, we innovate in leaps and bounds. Just as we've always done. The responsible use of our resources forms the basis of our corporate policy.

Further information about all Fronius products and our global sales partners and representatives can be found at [www.fronius.com](http://www.fronius.com)



v02 Feb 2014 EN

Fronius India Private Limited  
GAT no 312, Nanekarwadi  
Chakan, Taluka - Khed District  
Pune 410501  
India  
sales.india@fronius.com  
www.fronius.in

Fronius Australia Pty Ltd.  
90-92 Lambeck Drive  
Tullamarine VIC 3043  
Australia  
pv-sales-australia@fronius.com  
www.fronius.com.au

Fronius UK Limited  
Maidstone Road, Kingston  
Milton Keynes, MK10 0BD  
Australia  
pv-sales-uk@fronius.com  
www.fronius.co.uk

Fronius International GmbH  
Froniusplatz 1  
4600 Wels  
Austria  
pv-sales@fronius.com  
www.fronius.com

Text and images correspond to the current state of technology at the time of printing. Subject to modifications. All information is without guarantee in spite of careful editing. Copyright © 2011 Fronius™. All rights reserved.

M.06.0092.EN v08 Jan 2014 as15